

Construction Equipment Key Blank Reference



The  to your success


A Member of the Kaba Group
www.kaba-ilco.com

About this Reference

Kaba Ilco Corp, the world's largest manufacturer of key blanks and key machines, is proud to offer the latest key blank reference; the Ilco Construction Equipment Key Blank Reference. We wish to thank the numerous sources that have provided assistance in preparing this reference.

In this reference information is organized by **Manufacturer**, **Use** (ignition, lift, equipment, etc.), **Identification** (any markings/identifying codes on the original key and/or the

switch/lock that uses the key), **Cuts/Code** (This may identify either the physical cuts on the key or the key code as identified in the manufacturers code series lists.), **Key Blank Number** and a column containing **Notes** that may be of benefit in identifying or duplicating.

If you know of any equipment/keys that we have missed, please submit the information to info@irm.kaba.com and we will include it in the next edition.

Table of Contents

Manufacturer	Page No.	Manufacturer	Page No	Manufacturer	Page No..
Advance	3	Hyster	5	Omni	8
Allmand	3	Hyundai	5	Perkins	8
Arrow	3	IMC	5	Poclain	8
ASV	3	Indak	5	Polaris	8
Autoquip	3	Ingersol Rand (IR)	5	Rammax	8
Baraga	3	International (IH)	5	Raygo	8
Bart Mill	3	Isuzu	6	Sabre	8
Bobcat	3	Jacobson	6	Sakai	8
Bomag	3	JCB	6	Samsung	8
Broce	3	JD Gator	6	Satoh	8
Broderson	3	JLG	6	Scag	8
Case	3	John Deere	6	Scott	8
Caterpillar	3	Kalmar	6	Sears	8
Champion	3	Kato	6	Shuttle Lift	8
Clark	4	Kawasaki	6	Skat Trak	8
Club Car	4	Kobelco	6	Skyjack	8
Cole-Hersee	4	Komatsu	6	Skytrak	9
Coleman	4	Kubota	6	Snorkel	9
Cushman	4	Lawn Pride	7	Sumitomo	9
Custom	4	Lay-Mor	7	Sunward	9
Daewoo	4	Legend	7	Tadano	9
David Brown	4	Liebherr	7	Tafe	9
Deere	4	Lincoln	7	Takeuchi	9
Deutz	4	Linde	7	Taylor Dunn	9
Ditch Witch	4	Linkbelt	7	TCM	9
Doosan	4	Lull	7	Tennant	9
Drexler	4	Magnum	7	Terex	9
Dynapak	4	Mahindra	7	Terramite	9
Farmall	4	Massey Ferguson	7	Thomas	9
Finn	5	Mazda	7	Timber Jack	9
Ford	5	MDI	7	Toyota	9
Gehl	5	Mercury	7	Universal	9
Generic	5	Merit	7	Upright	9
Genie	5	Mitsubishi	7	Vermeer	9-10
Gradall	5	Moxy	7	Vibromax	10
Gravelly	5	Multiquip	7-8	Volvo	10
Groove Man	5	Murray	8	Wacker	10
Grove	5	Mustang	8	Yale	10
Hamm	5	Nagano	8	Yanmar	10
Hitachi	5	New Holland	8	Yushin Seiki	10
Huber	5	Nissan	8	Yutani	10
Hypac	5	Nolan	8		

The enclosed information has been researched and compiled as accurately as possible and is provided as a service that is intended for reference only. Kaba Ilco Corp. disclaims liability for any damage or action resulting from the use of this information.

Use	Identification	Cuts/Code	Key Blank	Notes
ADVANCE				
Ignition	SKYJ	34121	Y14	
Lift	NG100		1574	
ALLMAND				
Equipment	KUBOB	4423	1539	
ARROW				
Ignition	NG100	52424	1574	
ASV				
Skid Mover	ASV	F203	1560	
Tractor	5P8500	F203	1560	
AUTOQUIP				
Dock Lift	455	2231	7DC	
BARAGA				
Dock Lift	1147		1147	Pre-cut
BART MILL				
Paving Equipment	NG100	52424	1574	
BOBCAT				
Fork Lift	14607	243131	1642	
Loader		51515	E1098JD	
	EK333	23211	GH1	
Skid Mover	D250	45545	1970AM	
BOMAG				
Equipment	14607	243131	1642	
	14685	4342	NE10	
Ignition	NG100	52424	1574	
BROCE				
Ignition	166		1430	Pre-cut
	KUBOB	4423	1539	
Power Broom	RJ350	4423	1539	
		45545	1970AM	
BRODERSON				
Ignition	166		1430	Pre-cut
	NG100	52424	1574	
CASE				
88 Series	14610	5242	NE10	
Backhoe/Tractor	D250	45545	S1970AM	
Dozer, older ignition			1147	Pre-cut
Dozers	D250	45545	S1970AM	
Excavator	K250	41142	T61C	Shorten
Ignition	CH751	24242	1574	
Mini Excavator	TAK	44232	TR33	Shorten
Model A24509			1148	Pre-cut
Padlock	KMUSA	199	R1286E	
Pre '70 Dozer	8335		1147	Pre-cut
Pre '70 Ignition			1148	Pre-cut
CATERPILLAR				
Caterpillar	5P8500	F203	1560	
Door		785B	1043C	
	785B	41413	Y11	
	KATDOR	42433	Y11	
Excavator	14607	243131	1642	
Fork Lift	166		1430	Pre-cut
			1583	Pre-cut
	123243	432312	1596	
Ignition	CNA2		CNA2	Pre-cut
Master Disconnect	CNA2		CNA2	Pre-cut
Model 8H-5306	CNA2		CNA2	Pre-cut
CHAMPION				
Grader	CH751	24242	1574	

Use	Identification	Cuts/Code	Key Blank	Notes
CLARK				
Fork Lift			1430	Pre-cut
	CL841	342423	X121	
CLUB CAR				
'04-'06 Gas Cap		51515	1098M	
Carryall		51515	1098M	
Work Cart	CLCA		CC1	Pre-cut
COLE-HERSEE				
Ignition	C250	21312	1098M	
Industrial Tractor, 20/30/40/50A/50C			1147	Pre-cut
Model 83353			1147	Pre-cut
COLEMAN				
Camper	1101X	553553	101AM	
CUSHMAN				
Work Vehicle	NG100	41325	1574	
CUSTOM				
Ignition	276	D276	1970AM	
DAEWOO				
Cab Door	DAEDOR	12134	DC1	
Excavator	D300	113441	DC1	
	DAED3	13432	X121	
	DAE900	132441	X121	
	DAEDH1	34332	DC1	
Gas Cap				
Ignition		413441	T61D	
Skid Mover	KMUSA		1430	Pre-cut
	KMUSA166	12442	X123	Shorten
Skid Mover 430/440/450			1430	Pre-cut
DAVID BROWN				
Tractor	1569		1569	Pre-cut
DEERE				
Backhoe	JD1481		C1098JD	Pre-cut
Combine A,B,G, 10 Series			666	Pre-cut
Excavator		42232	F1098JD	
Fork Lift	14609	4342	NE10	
Lawn Mower			1148	Pre-cut
	1148		1148	Pre-cut
Model M40718			1148	Pre-cut
Models 1020/1520/2020/2030			1147	Pre-cut
Padlock	A470	A470	1041H	
Skid Mover	JDSKIDS	51515	E1098JD	
Tractor	JD206		1519	
	JD1481		C1098JD	Pre-cut
Tractor, 110	JD935	24242	1574	
Tractor, Lawn			1147	Pre-cut
			E1098JD	
DEUTZ				
Ignition	14685	4342	NE10	
DITCH WITCH				
Trencher	215052	51515	1098M	
	D250	45455	1970AM	
	214961	15212	Y11	
DOOSAN				
Ignition		413441	T61D	
DREXLER				
Fork Lift	C528	22113	Y14	
DYNAPAK				
Ignition	166		1430	Pre-cut
FARMALL				
Tractor		51515	1098M	

Use	Identification	Cuts/Code	Key Blank	Notes
FINN				
Skid Mover	FINN31	4525	OM10	
FORD				
Backhoe	555		1592	Pre-cut
Skid Mover	PK556	31244	1574	
Teactor, New	14607	243131	1642	
Tractor Ignition			1592	Pre-cut
Tractor, 1520-1210+	5252		1570	Pre-cut
Tractor, Old	1569		1569	Pre-cut
GEHL				
Skid Mover	GEHL SKIDS	4423	1539	
Track Loader	KOB	44112	TR33	Shorten
	H806	44232	TR33	Shorten
GENERIC				
Fork Lift	KMUSA166		1430	Pre-cut
GENIE				
Hi Lift	455	2231	7DC	
	GENI093		Y11	
GRADALL				
Engine Cover	CH510	34124	Y14	
Ignition	166		1430	Pre-cut
GRAVELY				
Lawn Equipment		51515	1098M	
GROOVE MAN				
Lift	NG100		1574	
GROVE				
Hi Lift	D250	45545	1970AM	
	GROV253	34124	Y14	
Man Lift	NG100	52424	1574	
HAMM				
Equipment	14607	243131	1642	
HITACHI				
Excavator	H808	41232	F1098JD	
	H800	42232	F1098JD	
Ignition	166		1430	Pre-cut
HUBER				
Road Grader	NG100	52424	1574	
HYPAC				
Ignition	166		1430	Pre-cut
HYSTER				
Fork Lift	KMUSA166		1430	Pre-cut
HYUNDAI				
Ignition	H808	41232	T61C	Shorten
IMC				
Lawn Equipment	1919	13535	1561	
INDAK				
Ignition			1148	Pre-cut
INGERSOL RAND (IR)				
Compactor	D250	45545	1970AM	
Compressor	INR	45545	1970AM	
Fork Lift	166		1430	Pre-cut
Huster			1430	Pre-cut
INTERNATIONAL (IH)				
Cub Cadet 782D		4423	1539	
Cub Cadet Mower	51515		1098M	
	JD100		D1098JD	Pre-cut
Ignition	MITSUB	432312	1596	
Loader	D250	45445	1970AM	
Master Disconnect	CNA2		CNA2	Pre-cut

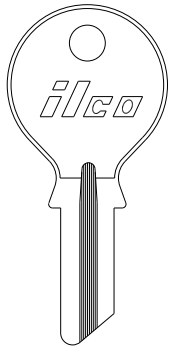






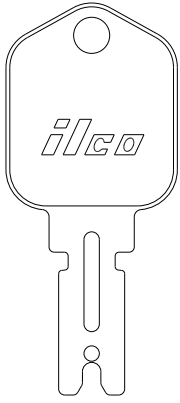
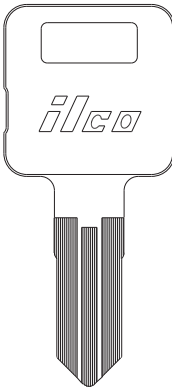
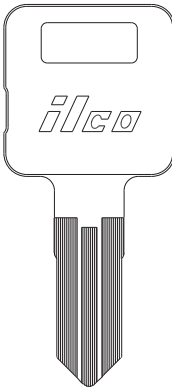
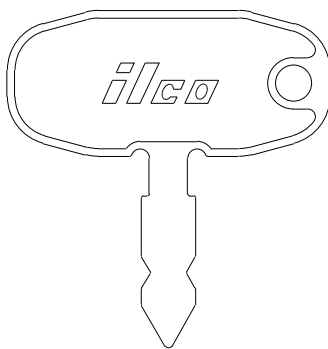
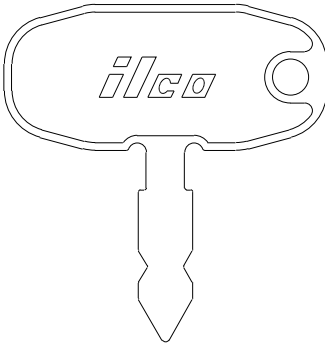
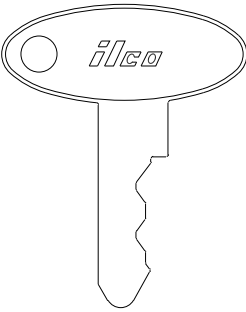
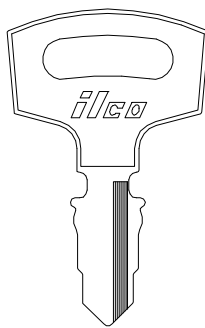
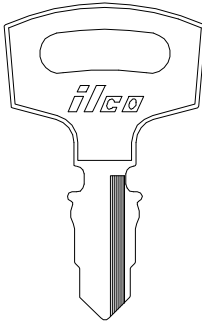
Use	Identification	Cuts/Code	Key Blank	Notes
ISUZU				
Fork Lift		E508	ISU1-SI	
JACOBSON				
Lawn Equipment		13535	1561	
JCB				
Excavator	S450	4114	DC1	Shorten
Ignition	14607	243131	1642	
JD GATOR				
Work Vehicle	JDGAT	51515	1098X	
JLG				
Engine Cover	CH510	34124	Y14	
Equipment	JLG650	13412	Y11	
Hi Lift		23113	1069N	
Ignition	166		1430	Pre-cut
Loade	D250	45445	1970AM	
Old Ignition		14423	Y12	
Skytrak	438		BH12-SI	Pre-cut
JOHN DEERE				
Back Hoe	JD1481		C1098JD	Pre-cut
Combine A,B,G, 10 Series			666	Pre-cut
Dozer	606	243311	1642	
Excavator	JDX3	42242	X138	
Fork Lift	14609	4342	NE10	
Lawn Tractor	1148		1147	Pre-cut
			1098JD	
	JD1481		C1098JD	Pre-cut
		51515	E1098JD	
Padlock	A470	A470	1041H	
Skid Mover	JDSS	51515	E1098JD	
Tractor	JD206		1519	
Tractor, 110	JD935	24242	1574	
KALMAR				
Fork Lift	787	1323	1519	
KATO				
Door	600	34432	Y11	
Ignition	KV02	21412	T61C	Shorten
KAWASAKI				
Wheel Loader	K250	41142	TR33	Shorten
	KOB	44112	TR33	Shorten
KOBELCO				
Excavator	K250	41142	TR33	Shorten
	KOB	44112	TR33	Shorten
KOMATSU				
Electric Lift			1539	
Fork Lift			1430	Pre-cut
	787	1323	1519	
	D250	45545	1970AM	
Padlock		12414	Y11	
		12412	Y14	
KUBOTA				
B&GL Series	KUBOB	4423	1539	
Diesel Garden Tractor	6671-55240	4423	1539	
G&L Series	KUB0412	21423	1540	
Generator	1148		1148	Pre-cut
	RONIS455		7DC	
Lawn Mower	1148		1148	Pre-cut
M Series	MITSUB	432312	1596	
Models K1122-62130			1148	Pre-cut
Tractor		3133	TR33	Shorten



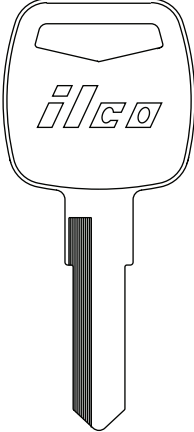

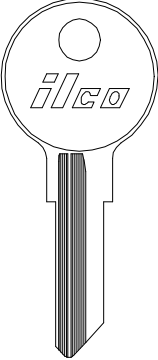


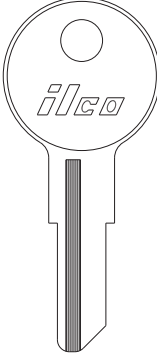

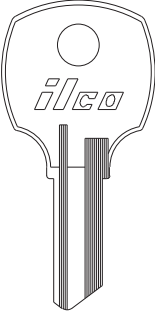

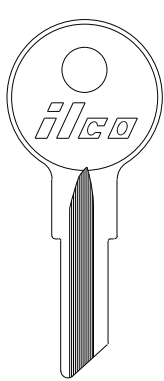

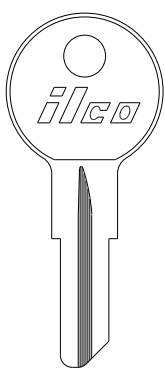


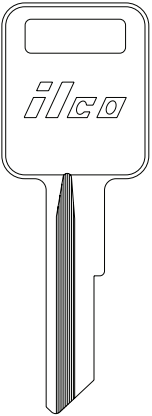





Use	Identification	Cuts/Code	Key Blank	Notes
LAWN PRIDE				
Mower	6896	02212	YH34	
LAY-MOR				
LAY8	4423		1539	
LEGEND				
Fork Lift	NG100	41325	1574	
LIEBHERR				
Dozer	606	243311	1642	
LINCOLN				
Ranger 8 Welder	1148		1148	Pre-cut
Welder	1148		1148	Pre-cut
LINDE				
Fork Lift		243131	1642	
LINKBELT				
Crane	SKYJ	34131	Y14	
Excavator	S450	41142	T61C	Shorten
Panel/Door	CH751	24242	1574	
LULL				
Ignition	NG100	52424	1574	
Telehandler	PK556	31224	1574	
Telehandler (new)	L203	31244	Y11	
Telehandler (old)	L926	41335	Y11	
MAGNUM				
Lighting Equipment			1137S	Tubular
MAHINDRA				
2 Wheel Tractor	INENSY		1569	Pre-cut
Tractor	MAH1200	21423	1540	
MASSEY FERGUSON				
Models 135/150/165/175/180/230/ 235/245/255/265/275/285/302/304/ 1080/1085/1105/1150/1155/1500/ 1800/2135/2200/2500/3165			1147	Pre-cut
Tractor	5252		1570	Pre-cut
	438		BH12-SI	Pre-cut
Tractor 640/650	INENSY		1569	Pre-cut
Tractor, Lawn			1147	Pre-cut
MAZDA				
Fork Lift			MZ15	
MDI				
Ignition	K250	41142	T61C	Shorten
MERCURY				
Power Equipment	965	141441	X121	
	961	144114	X121	
MERIT				
Compactor	14603	243131	1642	
	14607	243131	1642	
MINIBISHI				
Dozer	MINIB	432312	1596	
Fork Lift	123243	432312	1519	
Ignition	H32412	21423	1540	
MOXY				
Equipment	14607	243131	1642	
MULTIQUIP				
Generator	JD1481		C1098JD	Pre-cut
	IZU700	134143	X6	
Genset 25KVA/70KVA			C1098JD	Pre-cut
Welder	455	2231	7DC	
MURRAY				
Lawn Mower	1148		1148	Pre-cut
Lawn Tractor	1148		1148	Pre-cut

Use	Identification	Cuts/Code	Key Blank	Notes
MUSTANG				
Skid Mover	166		1430	Pre-cut
NAGANO				
Ignition	H808	41232	T61C	Shorten
NEW HOLLAND				
Boomer Tractor		31133	TH1-P	
Equipment	14603	243131	1642	
	14607	243131	1642	
Excavator	TAK	44232	TR33	Shorten
Skid Mover	PK556	31244	1574	
Tractor	NEWHOLLAND		1569	Pre-cut
			1592	Pre-cut
	K250	41142	T61C	Shorten
NISSAN				
Fork Lift		N1417	X7	
NOLAN				
Lawn Equipment	1919	13535	1561	
OMNI				
Hi Lift	SKYLL22	LL22	Y11	
PERKINS				
Ignition	5252		1570	Pre-cut
POCLAIN				
Ignition	14610	5242	NE10	
POLARIS				
Portable	1148		1148	Pre-cut
Rototiller	1148		1148	Pre-cut
RAMMAX				
Compactor	14685	4342	NE10	
RAYGO				
Road Equipment	NG100	52424	1574	
SABRE				
Lawn Mower	1148		1148	Pre-cut
Lawn Tractor	1148		1148	Pre-cut
SAKAI				
Excavator	DAE900	132441	X121	
Fork Lift	787	1323	1519	
Ignition		1133	1519	
SAMSUNG				
Excavator	VOLEX	231312	X121	
SATOH				
Tractor		21423	1540	
SCAG				
Lawn Mower	1148		1148	Pre-cut
SCOTT				
Lawn Mower	1148		1148	Pre-cut
Lawn Tractor	1148		1148	Pre-cut
	JD100		D1098JD	Pre-cut
SEARS				
Lawn Mower			1148	Pre-cut
SHUTTLE LIFT				
Crane	166		1430	Pre-cut
SKAT TRAK				
Pumps	438		BH12-SI	Pre-cut
SKYJACK				
Hi Lift	455	2231	7DC	
	SKYJ	34131	Y14	
SKYTRAK				
Fork Lift	166		1430	Pre-cut
	1569		1569	Pre-cut
Ignition	NG100	52424	1574	
Scissor Lift	14603	243131	1642	

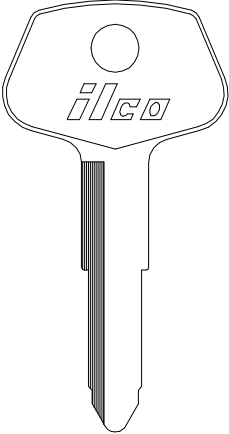
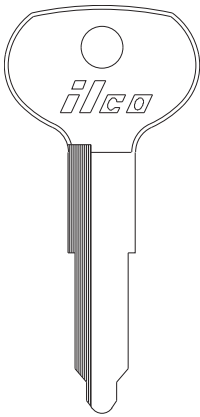
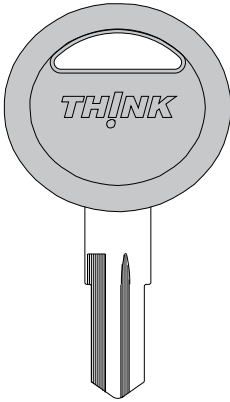
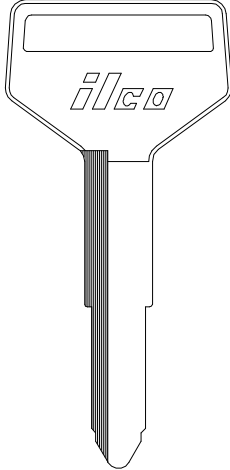
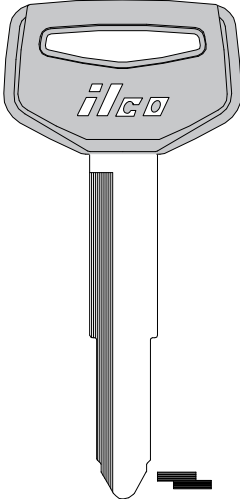
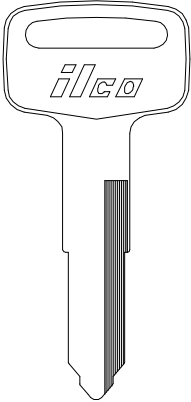
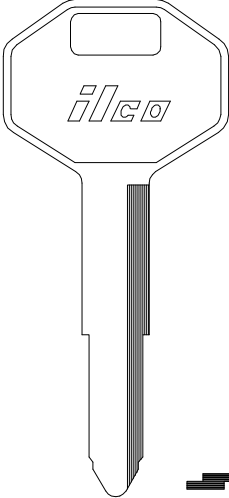
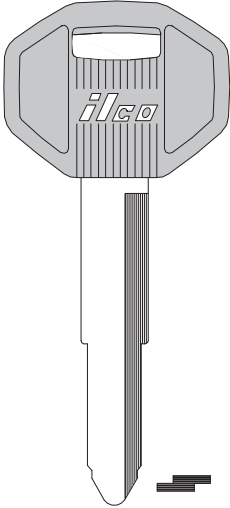
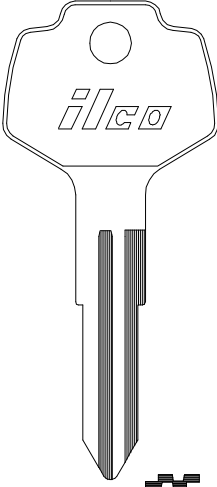
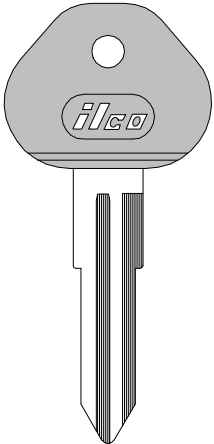
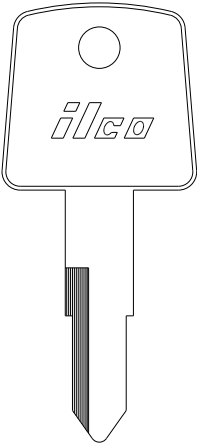
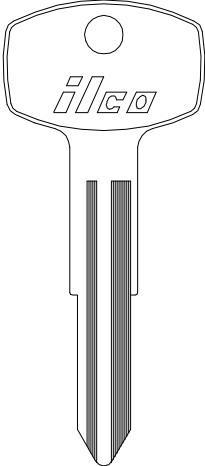
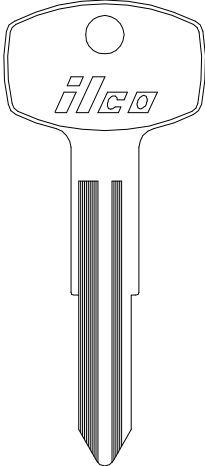
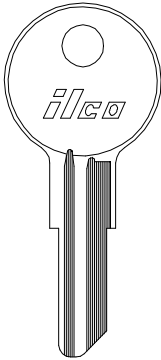
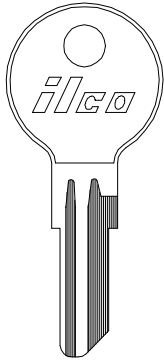
Use	Identification	Cuts/Code	Key Blank	Notes
SNORKEL				
4x4 Platform	CH526	24132	Y13	
Hi Boom	CH523	14343	Y14	
Hi Lift	455	2231	7DC	
SUMITOMO				
Excavator	S450	41142	T61C	Shorten
SUNWARD				
Ignition	H808	41232	T61C	Shorten
TADANO				
Fork Lift	717	244211	X6	
TAFE				
Landscape Tractor	INENSY		1569	Pre-cut
TAKEUCHI				
Excavator	H806	44232	BDK17	Pre-cut
TAYLOR DUNN				
Ignition		10022	YH33	
TCM				
Loader	T800	43422	T61C	Shorten
TENNANT				
Floor Scrubber	D250	45545	1970AM	
TEREX				
Boom Lift (old)	NG100	52424	1574	
Equipment	14607	243131	1642	
Excavator	D300	113441	DC1	
Fork Lift	714602	45545	1970AM	
	C528	22113	Y14	
Hi Lift	455	2231	7DC	
Square Shooter	TERX06	15315	Y14	
Telehandler	NG100		1574	
TERRAMITE				
Backhoe, T5C/T6/T9	8335		1147	Pre-cut
Old Ignition		14423	Y12	
THOMAS				
Excavator	H808	41232	T61C	Shorten
Skid Mover	22379	4423	1539	
Skid Steer, diesel to 2003	22379	4423	1539	
TIMBER JACK				
Logging Machine	D250	45545	1970AM	
TOYOTA				
Fork Lift		231124	1596	
	TOYO416	231242	1596	
			X119	
Hi Lift		231242	1596	
UNIVERSAL				
Hi Lift	SKYJ	34131	Y14	
Ignition	CH523	14343	Y14	
UPRIGHT				
Fork Lift (new)	PK556	31244	1574	
Fork Lift (old)	CH512	34131	Y14	
Hi Lift	455	2231	7DC	
VERMEER				
Ignition	1148		1148	Pre-cut
	5252		1570	Pre-cut
			1574	
Trencher	NG100	52424	1574	
		45455	1970AM	
	455	2231	7DC	
VIBROMAX				
Compactor	14603	243131	1642	

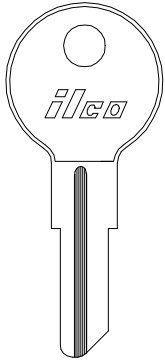

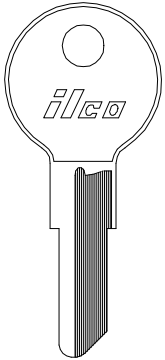

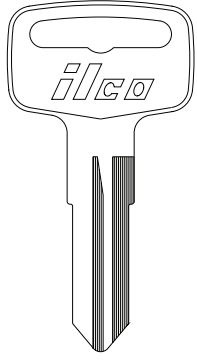

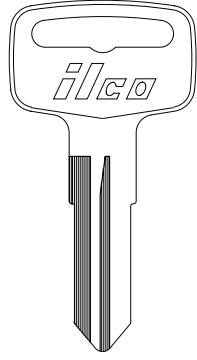

Use	Identification	Cuts/Code	Key Blank	Notes
Compactor (con't)	14607	243131	1642	
	52007	4342	NE10	
	14609	4342	NE10	
	15485	4342	NE10	
VOLVO				
777 Excavator	VOLEX	231312	X121	
Articulated Truck			S66NN-P	HS Blade
Loader	C01	1231	63	
Mini Excavator	JD935	24242	1574	
Mini Loader	14607	243131	1642	
WACKER				
Compactor		51515	1098M	
Ignition	5252		1570	Pre-cut
	14685	4342	NE10	
Roller	6896	2212	YH34	
YALE				
Fork Lift			1430	Pre-cut
	PK556	31244	1574	
	2550	12424	X123	Shorten
	YALE	31244	Y11	
Ignition	NG100	52424	1574	
YANMAR				
Tractor			1519	
			X121	
YUSHIN SEIKI				
Ignition	5252		1570	Pre-cut
YUTANI				
Ignition	K250	41142	T61C	Shorten

 <p>63</p>	 <p>666</p>	 <p>1147</p>	 <p>1148</p>	 <p>1430</p>
 <p>1519</p>	 <p>1539</p>	 <p>1540</p>	 <p>1560</p>	 <p>1561</p>
 <p>1569</p>	 <p>1570</p>	 <p>1574</p>	 <p>1583</p>	 <p>1592</p>

  1596	  1642	  101AM	  1041H	  1043C
  1069N	  1098JD	  1098M	  1098X	  1137S
  1970AM	  7DC	  BDK17	  BH12-SI	  C1098JD

 <p>CC1</p>	 <p>CNA2</p>	 <p>D1098JD</p>	 <p>DC1</p>	 <p>DC1-P</p>
 <p>E1098JD</p>	 <p>F1098JD</p>	 <p>GH1</p>	 <p>ISU1-SI</p>	 <p>MZ15</p>
 <p>NE10</p>	 <p>OM10</p>	 <p>R1286E</p>	 <p>S1970AM</p>	 <p>S66NN-P</p>

 <p>T61C</p>	 <p>T61D</p>	 <p>TH1-P</p>	 <p>TR33</p>	 <p>TR33-P [-PC]</p>
 <p>X119</p>	 <p>X121</p>	 <p>DC3-P [-PC]</p>	 <p>X123</p>	 <p>DA25-P [-PC]</p>
 <p>X138</p>	 <p>X6</p>	 <p>X7</p>	 <p>Y11</p>	 <p>Y12</p>

  <p>Y13</p>	  <p>Y14</p>	  <p>YH33</p>	  <p>YH34</p>	
---	---	--	--	--

NOTES:

More fine products from Kaba Ilco ...



KD50C - Remarkable speed and accuracy in a superbly crafted machine. Cuts single sided keys in as little as five seconds! The vise jaws are engineered to grip even the most troublesome double-sided auto keys. Loaded with features every user will appreciate. Superior design provides outstanding cutting accuracy and dependable, long term performance.

Bravo III with EZ Jaw™ - A sturdy machine designed to deliver years of service. The Bravo III features quickly to rotatable, EZ-Grip 4-position vise jaws, twin carriage shafts, a safety release carriage, and a micrometer adjustable tracing guide. Precision machined parts and ergonomic design provide for unsurpassed accuracy and ease



Matrix S - Precision control in all three axis provide the ability to duplicate laser and dimple style keys with ease. The Matrix vise jaws handle a wide variety of keys without the need for adapters. Many types of commercial and automotive keys now use keys that can be duplicated only on a Matrix style key machine. Includes electronic adjustment feature. Cutters available for cutting various specialty key types.

The  to your success



A Member of the Kaba Group
Kaba Ilco Corp.

400 Jeffreys Road • Rocky Mount, NC 27804

Phone 800.334.1381 • Fax 252.446.4702

www.kaba-ilco.com

Form No. 3030/0810